

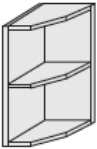
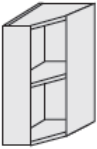




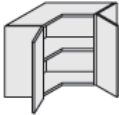


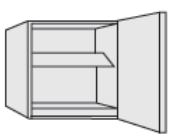
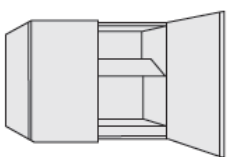

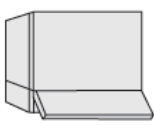
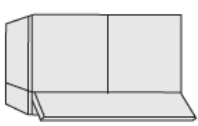




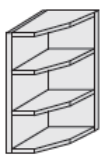
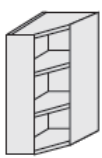




# Pensili H.72cm

DISEGNO	ARTICOLO	DESCRIZIONE
	<b>TAPE315N</b>	Fascia di tamponamento pensile L.3/15 P.35 H.72cm
	<b>PEGI10N</b>  <b>PEGI30N</b>	Pensile a giorno L.10/15 P.35 H.72cm  Pensile a giorno L.30 P.35 H.72cm
	<b>PETE30N</b>	Pensile terminale L.30 P.35 H.72cm
	<b>PETE35N</b>	Pensile terminale c/ anta L.31 P.35 H.72cm
	<b>PEES15N</b>	Pensile estraibile L.15 P.35 H.72cm
	<b>PE1A30N</b> <b>PE1A40N</b> <b>PE1A45N</b> <b>PE1A60N</b>	Pensile 1 anta L.30 P.35 H.72cm Pensile 1 anta L.40 P.35 H.72cm Pensile 1 anta L.45 P.35 H.72cm Pensile 1 anta L.60 P.35 H.72cm
	<b>PE2A60N</b> <b>PE2A80N</b> <b>PE2A90N</b>	Pensile 2 ante L.60 P.35 H.72cm Pensile 2 ante L.80 P.35 H.72cm Pensile 2 ante L.90 P.35 H.72cm
	<b>PEAN60N</b>	Pensile angolo 45° L.60 L.60 H.72cm

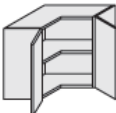

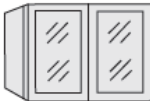
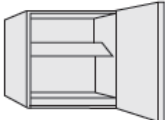
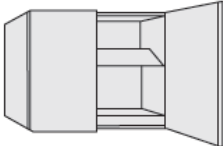

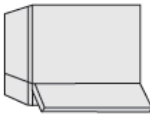
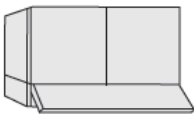
# Pensili H.72cm

DISEGNO	ARTICOLO	DESCRIZIONE
	<b>PEAN2AN</b>	Pensile angolo 90° L.60 L.60 H.72cm
	<b>PEVE45N</b>	Pensile vetro 1 anta L.45 P.35 H.72cm Vetro trasparente
	<b>PEVE60N</b>	Pensile vetro 1 anta L.60 P.35 H.72cm Vetro trasparente
	<b>PEVE90N</b>	Pensile vetro 2 ante L.90 P.35 H.72cm Vetro trasparente
	<b>PESC45N</b>	Pensile scolapiatti 1 anta L.45 P.35 H.72cm
	<b>PESC60N</b>	Pensile scolapiatti 1 anta L.60 P.35 H.72cm
	<b>PESC80N</b>	Pensile scolapiatti 2 ante L.80 P.35 H.72cm
	<b>PESC90N</b>	Pensile scolapiatti 2 ante L.90 P.35 H.72cm
	<b>PEBO60N</b>	Pensile copriboiler L.60 P.60 H.72cm (profondità a richiesta)
	<b>PECA60N</b>	Pensile cappa con frontalino estraibile c/ motore standard L.60 P.35 H.63cm
	<b>PECA60UN</b>	Pensile cappa 1 anta H.72cm c/ motore Faber In-Nova comfort L.60 P.35 H.72cm
c/ foro aspirazione		
	<b>PECA90N</b>	Pensile cappa con frontalino estraibile c/ motore standard L.90 P.35 H.63cm
	<b>PECA90UN</b>	Pensile cappa 2 ante H.72cm c/ motore Faber In-Nova comfort L.90 P.35 H.72cm
c/ foro aspirazione		

# Pensili H.96cm

DISEGNO	ARTICOLO	DESCRIZIONE
	<b>TAPE315M</b>	Fascia di tamponamento pensile L.3/15 P.35 H.96cm
	<b>PEGI10M</b> <b>PEGI30M</b>	Pensile a giorno L.10/15 P.35 H.96cm Pensile a giorno L.30 P.35 H.96cm
	<b>PETE30M</b>	Pensile terminale L.30 P.35 H.96cm
	<b>PETE35M</b>	Pensile terminale c/anta L.31 P.35 H.96cm
	<b>PEES15M</b>	Pensile estraibile L.15 P.35 H.96cm
	<b>PE1A30M</b> <b>PE1A40M</b> <b>PE1A45M</b> <b>PE1A60M</b>	Pensile 1 ante L.30 P.35 H.96cm Pensile 1 ante L.40 P.35 H.96cm Pensile 1 ante L.45 P.35 H.96cm Pensile 1 ante L.60 P.35 H.96cm
	<b>PE2A60M</b> <b>PE2A80M</b> <b>PE2A90M</b>	Pensile 2 ante L.60 P.35 H.96cm Pensile 2 ante L.80 P.35 H.96cm Pensile 2 ante L.90 P.35 H.96cm
	<b>PEAN60M</b>	Pensile angolo 45° L.60 L.60 H.96cm

# Pensili H.96cm

DISEGNO	ARTICOLO	DESCRIZIONE
	<b>PEAN2AM</b>	Pensile angolo 90° L.60 L.60 H.96cm
	<b>PEVE45M</b>  <b>PEVE60M</b>	Pensile vetro 1 anta L.45 P.35 H.96cm Vetro trasparente  Pensile vetro 1 anta L.60 P.35 H.96cm Vetro trasparente
	<b>PEVE90M</b>	Pensile vetro 2 ante L.90 P.35 H.96cm Vetro trasparente
	<b>PESC45M</b>  <b>PESC60M</b>	Pensile scolapiatti 1 anta L.45 P.35 H.96cm  Pensile scolapiatti 1 anta L.60 P.35 H.96cm
	<b>PESC80M</b>  <b>PESC90M</b>	Pensile scolapiatti 2 ante L.80 P.35 H.96cm  Pensile scolapiatti 2 ante L.90 P.35 H.96cm
	<b>PEBO60M</b>	Pensile copriboiler L.60 P.60 H.96cm (profondità a richiesta)
	<b>PECA60M</b>  <b>PECA60UM</b>	Pensile cappa con frontalino estraibile c/ motore standard L.60 P.35 H.83cm  Pensile cappa 1 anta H.96cm c/ motore Faber In-Nova comfort L.60 P.35 H.96cm
c/ foro aspirazione		
	<b>PECA90M</b>  <b>PECA90UM</b>	Pensile cappa con frontalino estraibile c/ motore standard L.90 P.35 H.83cm  Pensile cappa 2 ante H.96cm c/ motore Faber In-Nova comfort L.90 P.35 H.96cm
c/ foro aspirazione		